

WELCOME TO
THE
STRANGEWORLDS
TRAVEL AGENCY

WHERE EVERY SUITCASE TRANSPORTS
YOU TO A DIFFERENT WORLD.
ALL YOU HAVE TO DO IS STEP INSIDE ...

RESOURCE PACK FOR HOME LEARNING

SUITABLE FOR: 8-12 YEAR OLDS

INCLUDES: ACTIVITIES AND WORKSHEETS

THEMES: TRAVEL AND EXPLORATION,
MAGIC, WORLD BUILDING,
ENVIRONMENTAL ISSUES



WRITTEN BY

L. D. LAPINSKI

Cover illustration ©
Natalie Smillie, 2020



Create a world:

At *The Strangeworlds Travel Agency*, each suitcase transports you to a new magical world!

Can your children create their very own world? Set your children the task of imagining that a magical world exists inside a suitcase! All they have to do is step inside!

To help them get started, ask them to have a think about what they will see in the world they visit. What landmarks are there? What is the climate? Do people live there? (worksheet 1).

Once they have come up with an exciting new world, ask them to design their very own suitcase that the world lives within! The shape, size and age of the suitcase could give clues about the world inside. Children can create their favourite design on the suitcase template which can be cut out and folded to create their very own magical suitcase! (worksheet 2).

Plan a suitcase trip:

Set children the task to create a suitcase adventure across the world. They must visit a place in at least 4 different continents. To do this, they need to draw a suitcase in each destination (worksheet 3).

As they 'visit' each destination, they should make a log in their Strangeworlds Society Travel Log (worksheet 4). Here they can include the name of the country they landed on (an electronic atlas with help them to work this out!) and what they saw there (encourage children to use their imaginations for this part!)

Design your own magnifying glass

In *The Strangeworlds Travel Agency*, Flick looks through a special magnifying glass to see the magic in the world around her. Ask your children to design their very own magical magnifying glass (worksheet 5).

Complete the wordsearch

Set your children the task of finding eleven hidden words in *The Strangeworlds Travel Agency* wordsearch (worksheet 6).




Create a world

First, what will your world be like? Gather your ideas here:

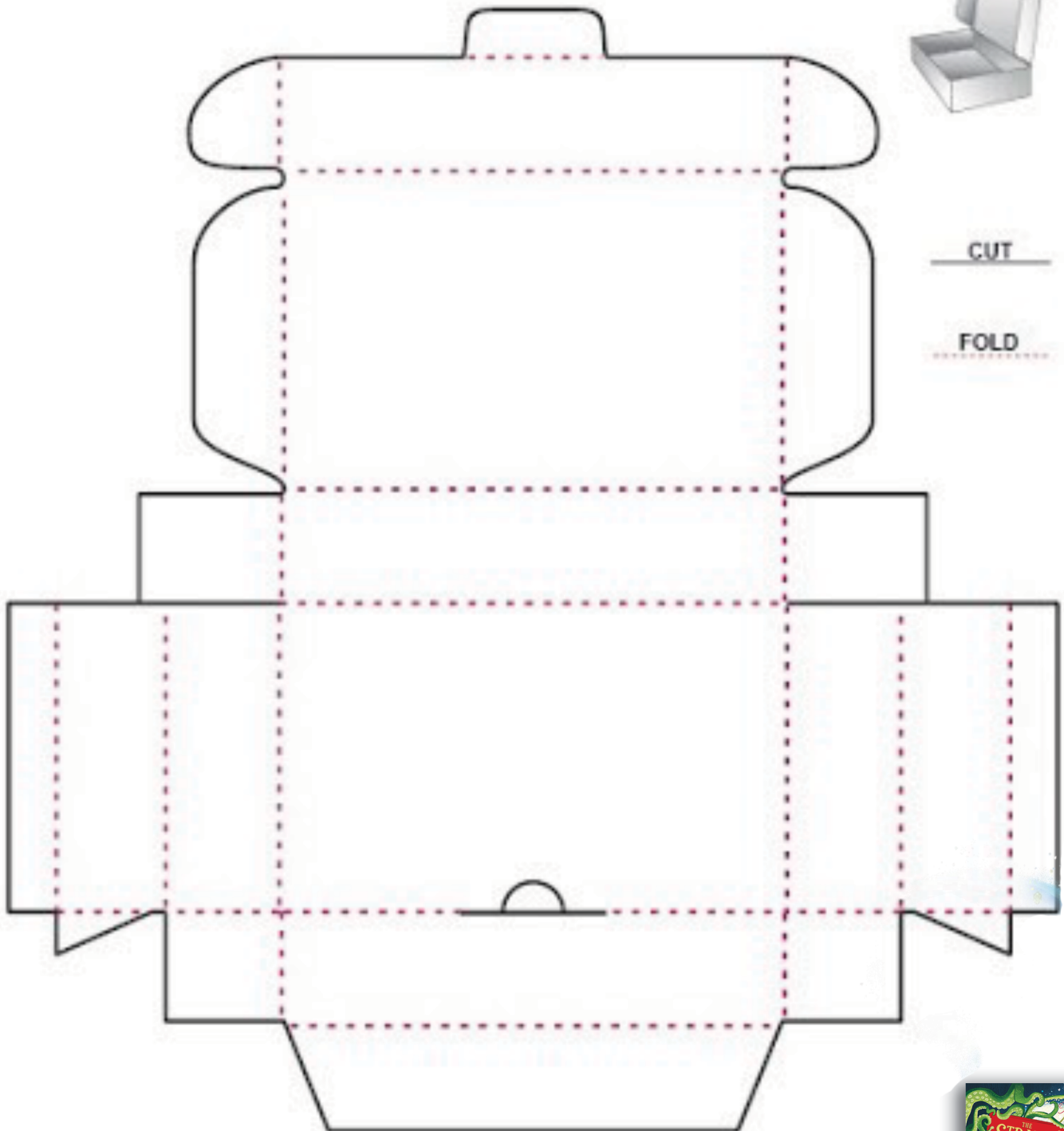
<u>Climate</u>	<u>People</u>	<u>Landmarks</u>
<u>Nature</u>	<u>Unusual features</u>	<u>Other Ideas</u>

Now, think about how you could hint and suggest at these things on your case: think about the size and shape of the case: the age and material of the case; then think about pictures and items you could attach to the case. Sketch and label the case here:



Make your own Strangeworlds Suitcase! Just add a handle when you are done.

Small Rectangular Box Template



A Suitcase Adventure:

Plan your suitcase adventure on the world map. Add four suitcases to show where you will visit. You should try to visit four different continents.






<i>Place Name:</i>	<i>What I saw:</i>	<i>Notes:</i>





THE STRANGEWORLDS TRAVEL AGENCY

Take a look through your magical magnifying glass. Are you magical enough to be a member of The Strangeworlds Society?
Design your own magnifying glass!





Can you find all the hidden words?

Words can be found up, down, across, diagonal or backwards!

C Q A E F L I C K I P Q H E J
 S K X V G N I Y F I N G A M J
 P E X F Q E M S B J I L T T S
 X C V S R Z A E S W W A K G T
 T W X J O N A T H A N S N N R
 G N L W V M A V Z V V S Y F A
 L U G I Z Y H X C H I J Q M N
 Q R I V G Y O I V W I H L J G
 A P L D V H G S U I T C A S E
 D A H R E A T A C H H E Y K W
 C G P P M B R S L C P G M A O
 W A T F R Z O F K T K Q J I R
 M I I W M G A O H U L Q V A L
 A V C Y N C T H K C O A D P D
 E A I O M Z R Z G X O C M L S

STRANGEWORLDS
 FLICK
 JONATHAN
 FIVE
 LIGHTS
 MAGNIFYING
 GLASS
 GUIDEBOOK
 MAP
 SUITCASE
 MAGIC

