



NOTES FOR TEACHERS AND LIBRARIANS

Iguana Boy Saves the World with a Triple Cheese Pizza

Written by James Bishop Illustrated by Rikin Parekh

INTRODUCTION

Iguana Boy Saves the World with a Triple Cheese Pizza, written by James Bishop and illustrated by Rikin Parekh, is the perfect KS2 class reader for an introduction to comedy writing and superheroes, aimed at children aged 8+. These notes include reading comprehension questions to improve inference, retrieval and predictive skills, as well as suggestions for classroom activities to enjoy the book across different areas of the curriculum – from creating the world's worst superheroes, to writing comic strips and drawing life-size iguanas!


ABOUT THE BOOK

Dylan has always wanted a superpower, especially since his brother and sister have got REALLY awesome ones.

But when his wish finally comes true, Dylan is royally cheesed off. Oh great, he can talk to iguanas ... RUBBISH!

Then supervillain Celina Shufflebottom kidnaps ALL the superheroes in London – it's time for Dylan to be a hero.


Can he save the day and make Iguana Boy COOL?!





READING GROUP QUESTIONS

1. What do you learn about the story of Iguana Boy from the cover? What genre do you think this book fits into? How can you tell?
2. Which phrase is repeated in the Prologue? Why do you think the author James Bishop decides to do this? What is its effect?
3. What is the narrator's 'theory' about becoming a superhero on page 7? What can you predict might happen in the rest of the story from the words and the illustration at the end of the Prologue?
4. What can you infer about Dylan's personality from his introduction in Chapter 1? How can you tell that he is impatient? What is he impatient about?
5. What is the 'Superhero Collective' described in Chapter 1?
6. What is Dylan's relationship with his siblings? How does this change as the story progresses?
7. In Chapter 2, how does the author create comedy in Dylan's first discussion with an iguana? What is funny about this scene?
8. What is the effect of Rikin Parekh's illustrations in the book? What style are they drawn in? What kind of action or narrative do they help to convey in the story?



IGUANA BOY

9. What things do Dylan and Paul have in common in Chapter 3? What does this tell us about them? How do you predict they will get along together?
10. Who is Celina Shufflebottom and what do you learn about her in Chapter 5? Why is she known as 'The Platypus Kid'? What is her motivation to kidnap every superhero?
11. In Chapter 7 we are introduced to Celina's 'Superpower Neutraliser Machine'. What does it do? What do the platypuses learn about their leader at the end of the chapter?
12. What is Dylan's reaction to The Platypus Kid's second announcement on television in Chapter 8? What does he want to do? Why? What important thing does Dylan realise at the end of this chapter?
13. What are the different ideas from each iguana when they are trying to plan their rescue of the superheroes in Chapter 8? How does the author create comedy in this scene?
14. What is the effect of switching the point of view in the story from Dylan to The Platypus Kid? How does this technique help to show contrast between the two characters?
15. What has Dylan learned by the end of the story? How do you get the sense that Iguana Boy's adventures aren't over yet? What clues do the author and the illustrator leave to suggest that Dylan's story has only just begun?




SUGGESTED ACTIVITIES

Literacy

- Make a list of the worst superpowers you can think of. In groups, carry out a balloon debate in which you each take turns to debate who has come up with the worst superpower. The group member who is best at persuading the audience (and who uses the most persuasive techniques) stays in the balloon the longest; the last person to remain in the balloon is the winner!
- Take a look at the various Superhero Collective ID cards in the book (pages 17, 45, 94, 173, 175, 183 and 241). Create your own ID card – and remember to try to make it as funny as you can. Use your Superhero Collective ID cards to make a classroom display (and share it with us on Twitter at @HachetteSchools).
- Write a TV broadcast as an evil villain, just like The Platypus Kid's in Chapter 6. How will you make the whole world terrified of you? How will you reveal your evil plan?
- Create a comic strip version of one of the scenes in the story (for example, the scene in Chapter 8 in which all of the iguanas are trying to hatch a plan). How will you make it funny? Remember to include dialogue, sound effects, action and narration.

Drama + Speaking and listening

- Perform your TV broadcast in role as an evil villain. How will you make people scared of you? How will you use voice, tone and body language to convey the meaning of your words?
- Create a film trailer for Iguana Boy Saves the World with a Triple Cheese Pizza. What props will you use? Which scenes will you choose to show to the audience? What will be your persuasive tagline?



IGUANA BOY

Science

Biology

- Carry out some research into iguanas and create a Fact Sheet for them, including information about their usual habitat and how they have adapted to suit their environment.
- What other creatures and plants live with iguanas in their native habitats? Create an ecosystem to show their biological community.

Geography

- Iguanas are native to tropical areas of Mexico, Central America, South America and the Caribbean. Carry out some research into these areas. What do we mean by tropical? What is the climate in these areas – and what are the physical features of the different landscapes?
- Identify on a world map the locations of an iguana's natural habitat. Create iguana-shaped pins to stick on to the world map. Can you see any patterns or similarities between the locations?

Art & Design

- Create a superhero machine like Celina's Superpower Neutraliser Machine in Chapter 7. What is its purpose? What are its features? Make sure that you annotate your drawing to show your ideas.
- Draw a life-size iguana of your own – what would its name be? What personality would it have? How can you show its personality through its physical features? Use lots of bold colours and materials or shapes to make it spring off the page and come to life!

